

Borrowing - Turnaround Time

Generated: 10/5/2007 4:07:31 PM
Begin Date: 7/01/2006
End Date: 6/30/2007
Sites: LNW

Articles

Total Number of Selected Article Records	1315
Average Time from Submitted to Processing	1.54 days
Average Time from Processing to Sent	5.79 hours
Average Time from Sent to Received	6.28 days
Average Time from Received to Notified	14.21 hours
Average Total Time	8.66 days

Loans

Total Number of Selected Loan Records	1047
Average Time from Submitted to Processing	1.80 days
Average Time from Processing to Sent	4.95 hours
Average Time from Sent to Received	7.68 days
Average Time from Received to Notified	7.15 hours
Average Total Time	9.98 days

Overall Turnaround Time


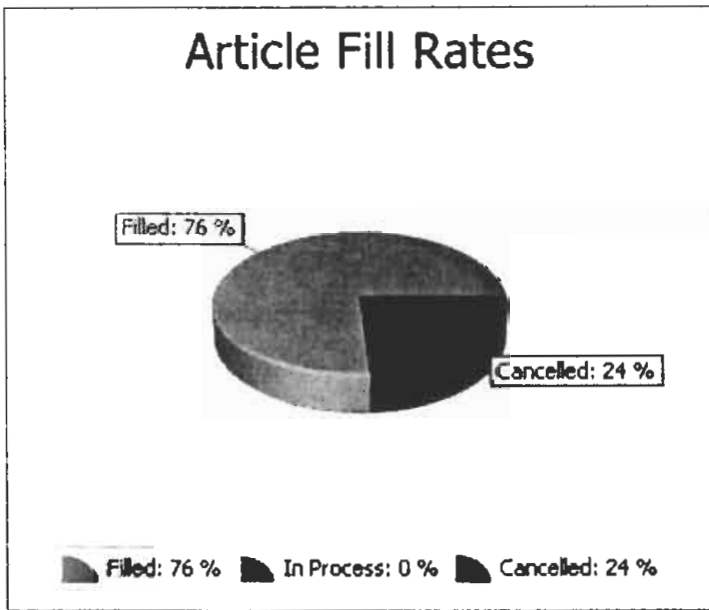
Total Number of Selected Records	2362
Average Time from Submitted to Processing	1.65 days
Average Time from Processing to Sent	5.42 hours
Average Time from Sent to Received	6.90 days
Average Time from Received to Notified	11.08 hours
Average Total Time	9.24 days

Overall Turnaround Time (including manually processed requests)

Total Number of Selected Overall Records	2362
Average Time from Submitted to Processing	1.65 days
Average Time from Processing to Sent	5.42 hours
Average Time from Sent to Notified	7.36 days
Average Total Time	9.24 days

Borrowing - Fill Rate Statistics

Generated 3/11/2009 10:09:42 AM
Begin Date 7/1/2006
End Date 6/30/2007
Sites LNW
Groups All
User Statuses All



Status	Articles	Loans	Total
Submitted	1773	1283	3056
Cancelled	424	227	651
In Process	0	0	0
Filled	1349	1056	2405

Copyright © 1998-2007 Atlas Systems, Inc. All Rights Reserved.

Borrowing - Electronic Delivery Turnaround Time

Generated: 10/5/2007 4:19:56 PM
Begin Date: 7/01/2006
End Date: 6/30/2007
Sites: LNW

Articles

Total Number of Selected Article Records	772
Average Time from Submitted to Processing	1.62 days
Average Time from Processing to Sent	6.48 hours
Average Time from Sent to Received	5.55 days
Average Time from Received to Delivered to Web	20.18 hours
Average Total Time	8.28 days

Articles (including manually processed requests)

Total Number of Selected Article Records	777
Average Time from Submitted to Processing	1.62 days
Average Time from Processing to Sent	6.44 hours
Average Time from Sent to Delivered to Web	7.10 days
Average Total Time	8.99 days

Lending - Turnaround Time

Generated: 10/5/2007 4:55:55 PM
Begin Date: 7/01/2006
End Date: 6/30/2007
Sites: LNW

Articles

Total Number of Selected Article Records	472
Average Time from Imported to Processing	21.36 hours
Average Time from Processing to Stacks Searching	4.22 hours
Average Time from Stacks Searching to Printing	12.70 hours
Average Time from Printing to Finished	1.45 hours
Average Total Time	1.66 days

Loans


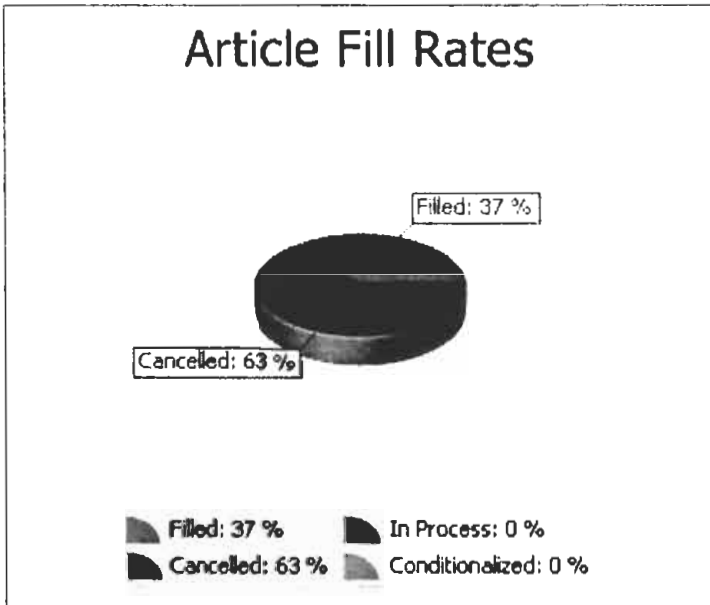
Total Number of Selected Loan Records	626
Average Time from Imported to Processing	22.03 hours
Average Time from Processing to Stacks Searching	4.15 hours
Average Time from Stacks Searching to Printed	6.90 hours
Average Time from Printed to Finished	10.99 hours
Average Total Time	1.84 days

Overall Turnaround Time

Total Number of Selected Records	1098
Average Time from Imported to Processing	21.75 hours
Average Time from Processing to Stacks Searching	4.18 hours
Average Time from Stacks Searching to Printed	9.39 hours
Average Time from Printed to Finished	6.89 hours
Average Total Time	1.76 days

Lending - Fill Rate Statistics

Generated 3/11/2009 10:17:03 AM
Begin Date 7/1/2006
End Date 6/30/2007
Sites LNW
Groups All



Status	Articles	Loans	Total
Submitted	1291	1194	2485
Cancelled	814	564	1378
Conditionalized	0	8	8
In Process	0	0	0
Filled	477	622	1099

Copyright © 1998-2007 Atlas Systems, Inc. All Rights Reserved.

**NORTHWESTERN STATE UNIVERSITY LIBRARY ANNUAL REPORT
INTERLIBRARY LOAN DIVISION
July 1, 2006 – June 30, 2007**

Library Services:

Interlibrary Loans provided to other libraries	
Returnables (ex. Books, volumes, media)	622
Non-returnables (ex. Electronic articles, photocopies, faxes)	477
Total number of ILLs provided to other libraries	1099
Total of all lending transactions	2485

Interlibrary Loans received from other libraries	
Returnables (ex. Books, volumes, media)	1056
Non-returnables (ex. Electronic articles, photocopies, faxes)	1349
Total number of ILLs received from other libraries	2405
Total of all borrowing transactions	3056